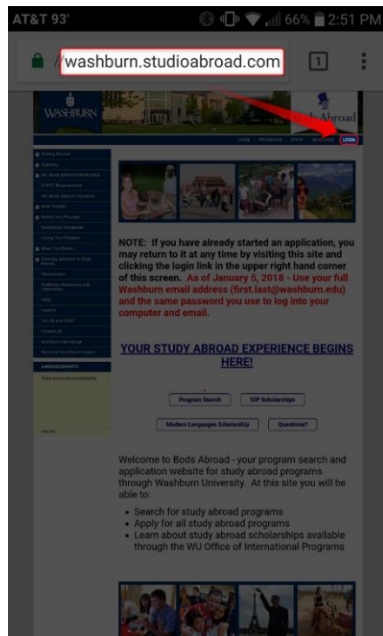
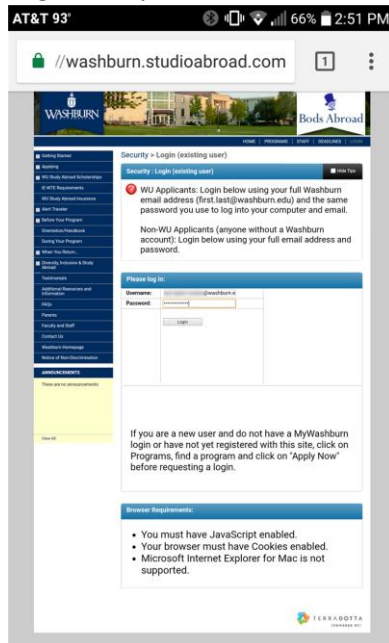


How to Install & Activate AlertTraveler on Your Mobile Device

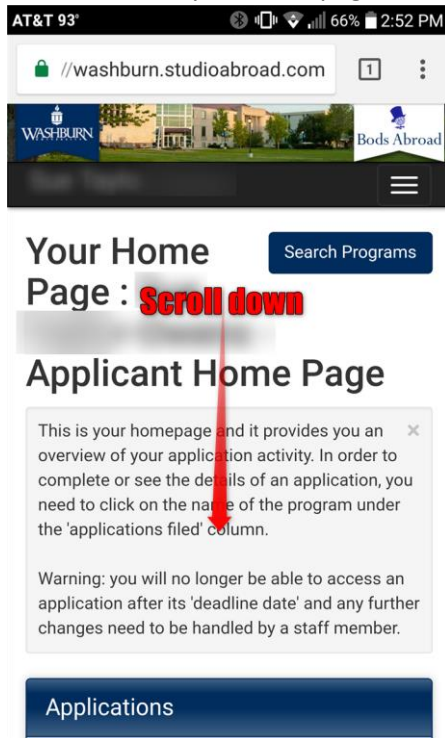
1. Download & Install the AlertTraveler app on your mobile device
 - a. [Apple App Store](#)
 - b. [Google Play store](#)
2. Go to the Washburn BodsAbroad site to Login: <http://washburn.studioabroad.com>



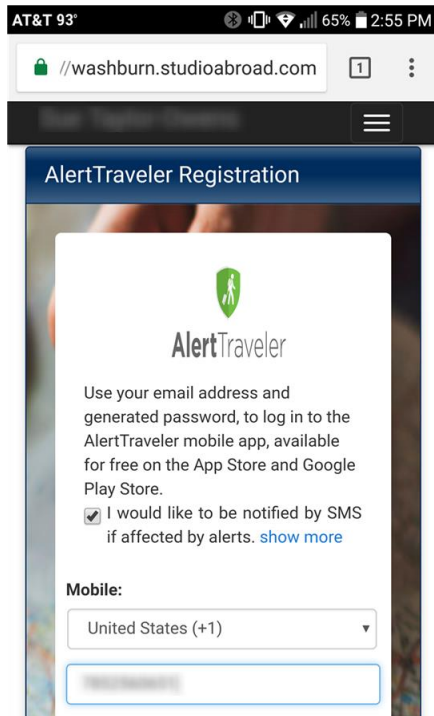
3. Login with your Washburn email and password



4. Scroll down on your homepage to the AlertTraveler Registration



5. Check the box "I would like to be notified by SMS if affected by alerts."
6. Select the country your phone number is from
7. Enter your phone number



8. Scroll down a little farther
9. If the Email box is blank, enter your Washburn email address
10. Click the Generate button

AT&T 93% 66% 2:52 PM

Mobile:

Email:

Password:

Click below to generate your password

GET IT ON Google Play

Download on the App Store

Email me my password

Generate LOGIN TO ALERTTRAVELER

11. Click the LOGIN TO ALERTTRAVELER button

AT&T 82% 80% 9:10 AM

//washburn.studioabroad.com

Mobile:

United States (+1)

Email:

Password:

BgREKsQpYn6Ktw

GET IT ON Google Play

Download on the App Store

Email me my password

Generate LOGIN TO ALERTTRAVELER

12. The AlertTraveler app will open and automatically log you in

13. If prompted, allow AlertTraveler to make phone calls, send notifications, and access the device's location

